

# Ballet Tutu Towel

Read all instructions before beginning this project!

## Materials

- Finger tip towel
- 6"x36" Netting
- (1) 8"x8" piece of tear away stabilizer
- (1) 4"x4" piece wash away stabilizer
- (22") 1/4" wide ribbon

## Threads

- Bobbin thread
- Embroidery thread to match design
- Sewing thread to match ribbon

## Tools


- Ruler, rotary cutter, cutting mat
- Iron and teflon pressing cloth
- Hoop with 4" x 4" sewing area
- Spray adhesive
- Straight pins
- Fabric sheers
- Embroidery snips
- Marking pen or pencil
- Embroidery needle size 11 & Standard size 12

## Feet

- Embroidery foot
- Standard sewing foot
- Gathering foot (optional)

## Embroidery

- Hoop tear away stabilizer.
- Mark placement line on towel, about 3" from the center of the design to the bottom of the towel.
- Lightly spray the tear away stabilizer and place the towel on top.
- Place the wash away stabilizer over towel.
- Stitch embroidery design. Remove from hoop. Remove stabilizer and placement mark.





NOTE: The design used in this project is from the "Ballerina Girl" part of our Think Inside the Hoop® collection. For more information check out our website at [www.sealedwithastitch.com](http://www.sealedwithastitch.com).



## Add Netting

- Cut netting into (4) 6"x9" pieces. Stack on top of one another.
- Gather top edge of all pieces together.
- Pin gathers to towel, about 8" above the bottom edge of towel.
- Straight stitch netting in place.
- Fold ribbon in half. Place folded edge on left side of netting. Pin in place.
- Straight stitch ribbon in place down the center.
- Tie ribbon into a bow.



**Susan's Tip:** To gather with ease, use the gathering foot. To learn more about how to use all your presser feet properly, pick up a copy of our "Doing More With Your Feet" DVD at your local dealer or go to our website, [www.sealedwithastitch.com](http://www.sealedwithastitch.com) and see over 30 presser feet in video instruction.

**Susan's Tip:** Give as a gift to that little ballerina girl in your life along with a personalized tutu, purse, keychain, or embroidered outfit. Check out the entire "Ballerina Girl" collection at [www.sealedwithastitch.com](http://www.sealedwithastitch.com).

