



<http://www.astitchahalf.com/>

asah-5010

Dear Embroidery Friend,

Enjoy this freebie! Please remember you may use these patterns to embroider clothing, costumes, and accessories, and you are free to sell the items you make. You may NOT sell the pattern in hardcopy OR in digitized form, and you may NOT reprint OR repost this pattern in any form without my express permission.

Please feel free to contact me at annelr@mweb.com.na for any information.

You received:

- 1 x “4x4” buttonhole designs

You need:

1. Machine Embroidery Thread – (we used marathon viscose rayon thread)

Color sequence:






1. Default running stitch. This will enable you to see exactly where and how big the buttonhole will stitch
2. Buttonhole stitched
3. Designs stitched - choose colors to match your fabric or garment

Embroidery steps:

1. Stitch out on any fabric, garment or item you desire ☺

Please not, if you require larger buttonholes or want to add your own, just skip color stops 1 & 2 and proceed with the design.

Embroidery wishes
Annemarie

asah5010		H: 2.00 in W: 1.88 in	
Stitches:	1930		
Colors:	5		
Color changes:	4		
Stops:	5		
Machine:	Tajima		
Trims:	8		
Left:	23.9 mm		
Right:	23.9 mm		
Up:	25.4 mm		
Down:	25.4 mm		
EndX:	0.00 in		
EndY:	0.00 in		
Max Stitch:	8.3 mm		
Min Stitch:	0.3 mm		
Max Jump:	7.3 mm		
Color Sequence:			
#	C	St.	Descr Code
1.	13		53 Purple 13
Brand: Default			
2.	7		298 Windsor Green 1126
Brand: Marathon 100% Viscose			
3.	1		1021 Dairy Farm 1121
Brand: Marathon 100% Viscose			
4.	4		376 Noon Sun 1008
Brand: Marathon 100% Viscose			
5.	5		180 Glacier Blue 1094
Brand: Marathon 100% Viscose			
Total Bobbin:	12.77ft		



Visit my website at <www.astitchahalf.com/>

All designs are copyright protected. © 2007 *A Stitch A Half*. All Rights Reserved.